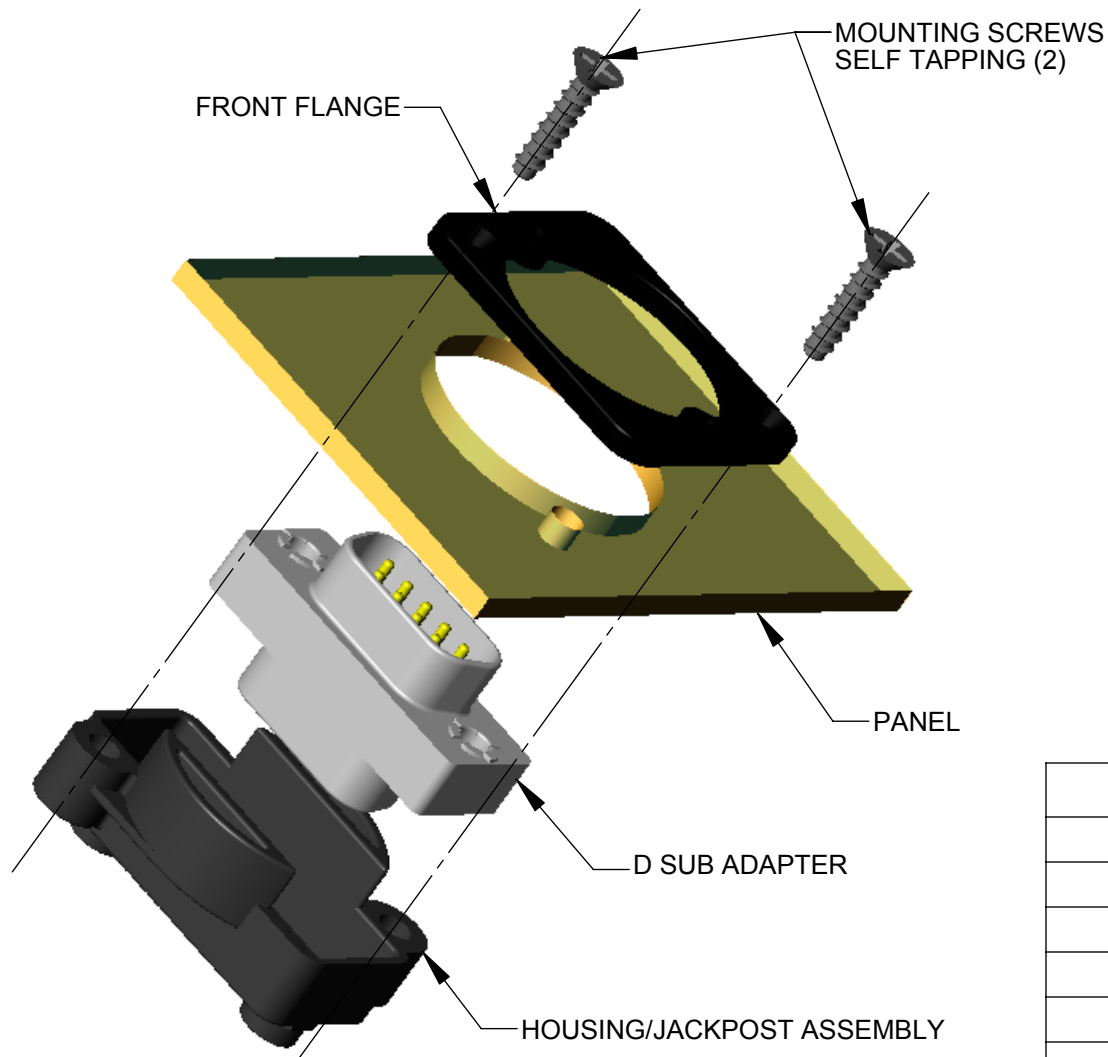
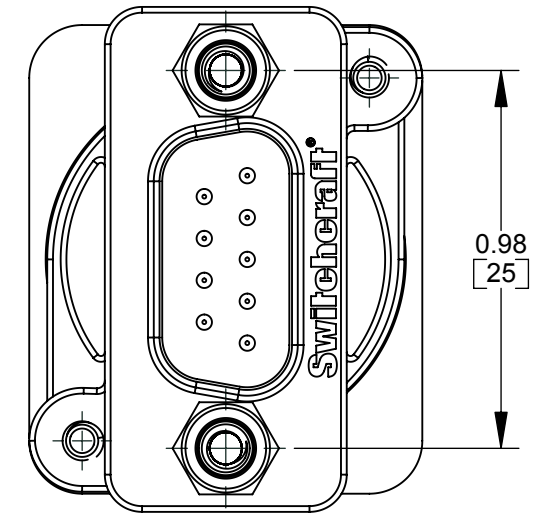
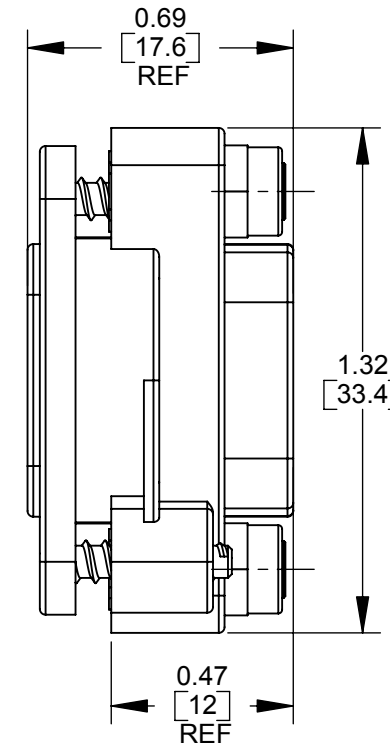
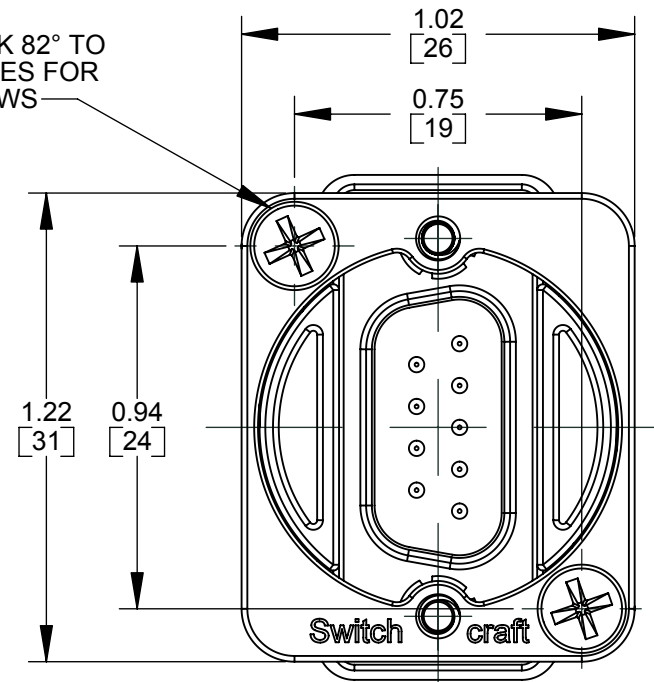


Ø0.138[3.5] C'SUNK 82° TO
Ø0.230[5.8], 2 HOLES FOR
MOUNTING SCREWS



PART NUMBER	REV	GENDER		FRONT FLANGE FINISH
EHDB9MM	0A	MALE	MALE	NICKEL
EHDB9MMB	0A	MALE	MALE	BLACK CHROME
EHDB9MF	0A	MALE	FEMALE	NICKEL
EHDB9MFB	0A	MALE	FEMALE	BLACK CHROME
EHDB9FF	0A	FEMALE	FEMALE	NICKEL
EHDB9FFB	0A	FEMALE	FEMALE	BLACK CHROME
EHHD15MM	0A	MALE	MALE	NICKEL
EHHD15MMB	0A	MALE	MALE	BLACK CHROME
EHHD15MF	0A	MALE	FEMALE	NICKEL
EHHD15MFB	0A	MALE	FEMALE	BLACK CHROME
EHHD15FF	0A	FEMALE	FEMALE	NICKEL
EHHD15FFB	0A	FEMALE	FEMALE	BLACK CHROME

CUSTOMER DRAWING

MODEL EHDB9MM SHOWN HERE, REFER TO TABLE FOR ALL AVAILABLE MODELS

REV	ECO NUMBER	DATE	BY	APVD
0B	ADD METRIC DIMS	10/24/06	JK	JK
REVISIONS				

UNLESS OTHERWISE SPECIFIED

- 1. ALL DIMENSIONS IN INCHES
- TWO PLACE DECIMALS ±0.02
- THREE PLACE DECIMALS ±0.005

DO NOT SCALE DRAWING

THIS DRAWING DESCRIBES A DESIGN CONSIDERED PROPRIETARY IN NATURE, DEVELOPED AND MANUFACTURED BY SWITCHCRAFT INC. AND IS RELEASED ON A CONFIDENTIAL BASIS FOR IDENTIFICATION PURPOSES ONLY.				
SIZE	WIDTH	MULT	LBS/M	TEMPER
FINISH		MATERIAL		
SPEC No.		SPEC No.		
FIRST USED ON		SCALE		
		2:1		
DATE DRAWN	BY	CHKD	APVD	
9/28/06	JK	JK	JK	
		9/29/06	9/29/06	
NAME			PART No.	REV
EHDB & EHHD SERIES			EHDB&EHHD SERIES	0B

Switchcraft®

SHEET 1 OF 1